

PNCH Investor Survey

Design Survey Collect Responses Analyze Results

Need to use the classic Analyze tool? [Switch back](#)


▼ CURRENT VIEW ?

+ FILTER + COMPARE + SHOW

No Rules Applied



Rules allow you to **FILTER**, **COMPARE** and **SHOW** results to see trends and patterns. [Learn more >](#)

▼ SAVED VIEWS (1) ?

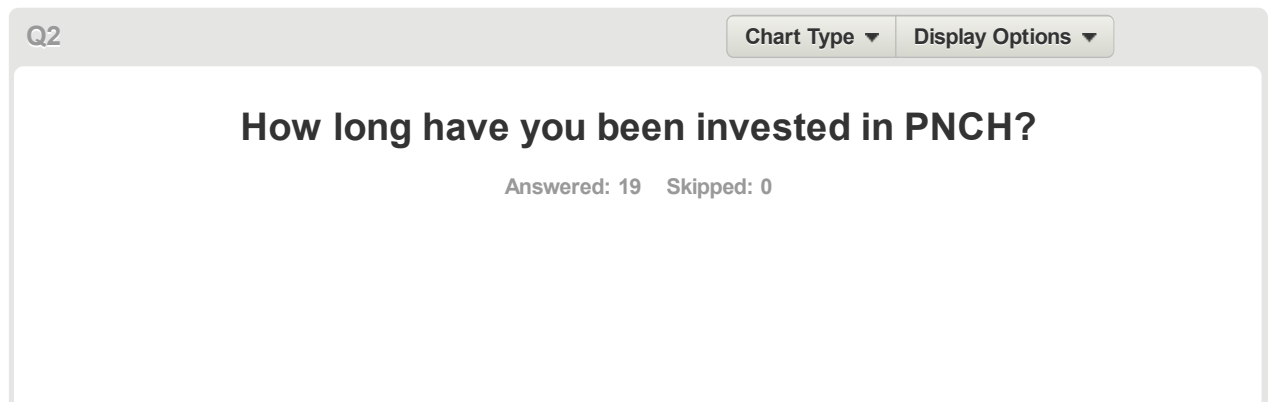
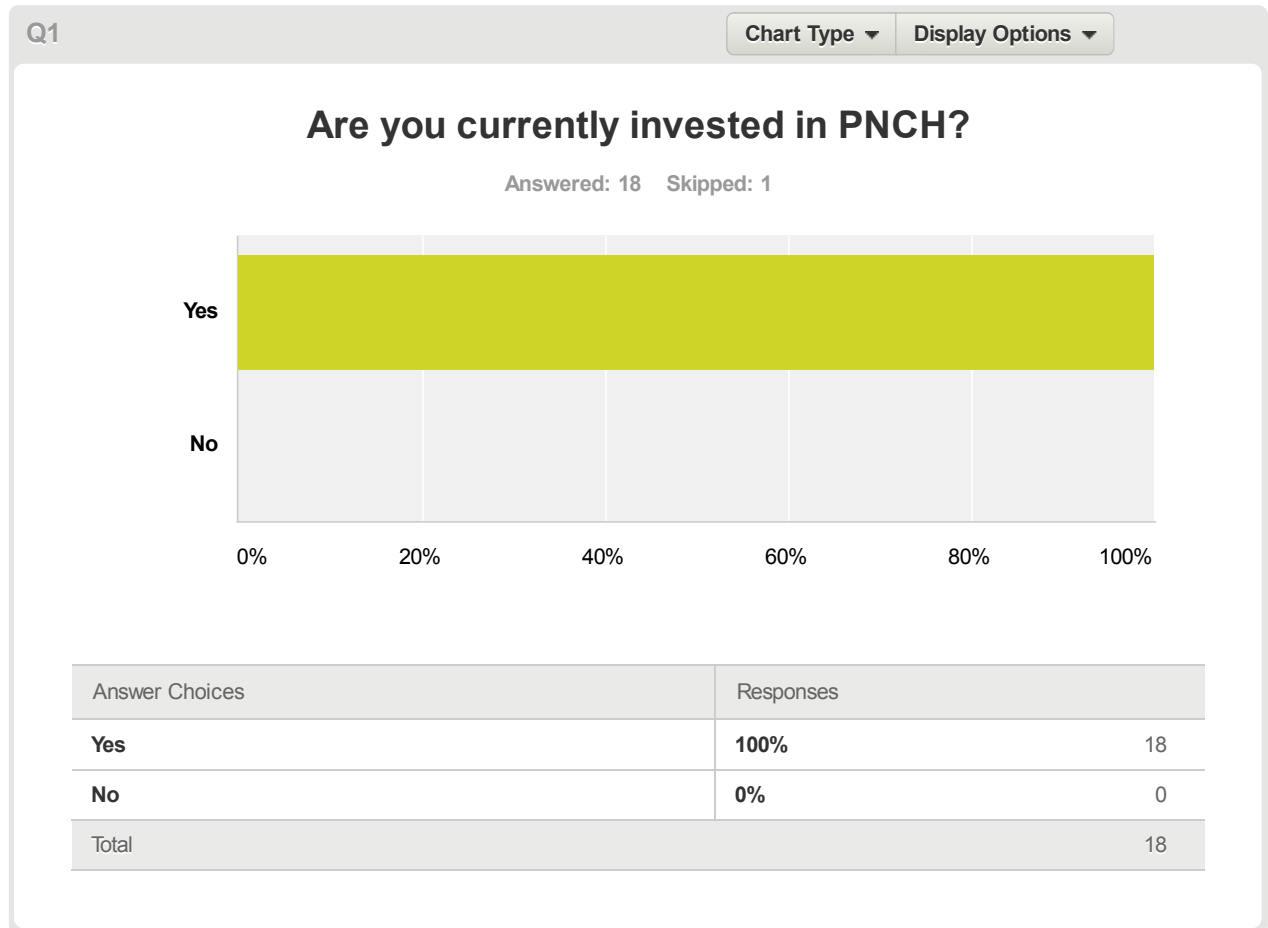
 **Original View** (No rules applied) ▼

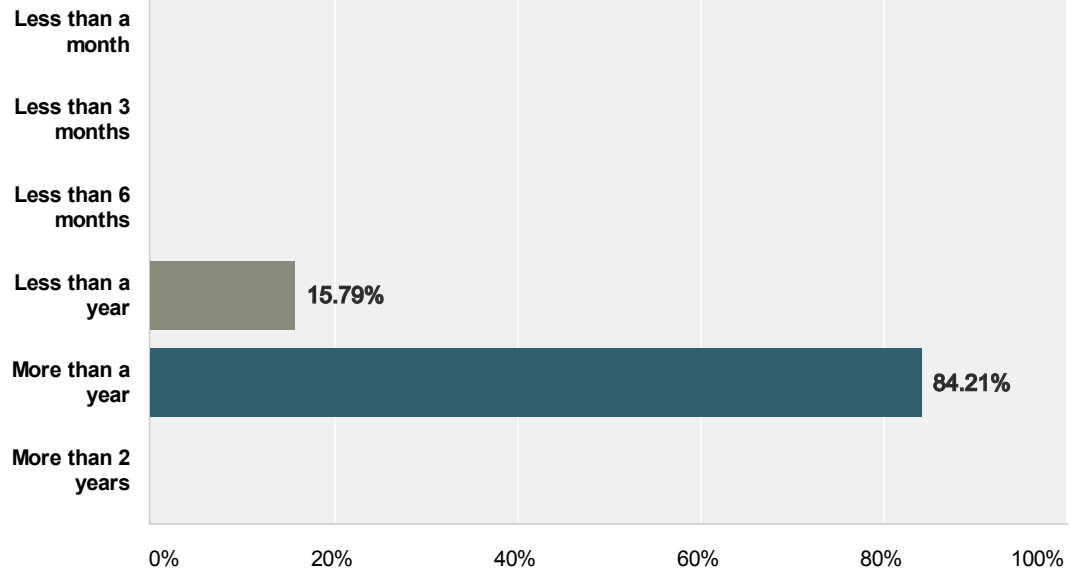
▶ EXPORTS ?

INCLUDES: 19 of 19 respondents Export All ▼

 Question	 Individual
--	---

PAGE 1





Answer Choices	Responses
Less than a month	0% 0
Less than 3 months	0% 0
Less than 6 months	0% 0
Less than a year	15.79% 3
More than a year	84.21% 16
More than 2 years	0% 0
Total	19

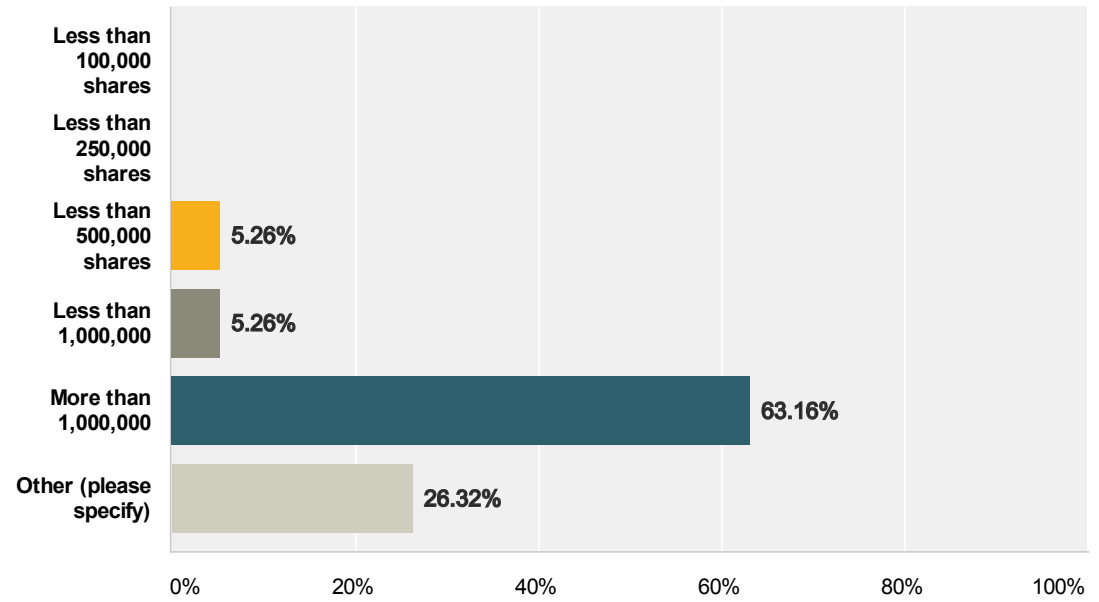
Q3

Chart Type ▾

Display Options ▾

Approximate shares currently owned?

Answered: 19 Skipped: 0



Answer Choices	Responses
Less than 100,000 shares	0% 0
Less than 250,000 shares	0% 0
Less than 500,000 shares	5.26% 1
Less than 1,000,000	5.26% 1
More than 1,000,000	63.16% 12
Other (please specify) Hide	26.32% 5

Responses (5)

PRO FEATURE
 Use text analysis to search and categorize responses; see frequently-used words and phrases.

[Upgrade](#) [Learn more »](#)

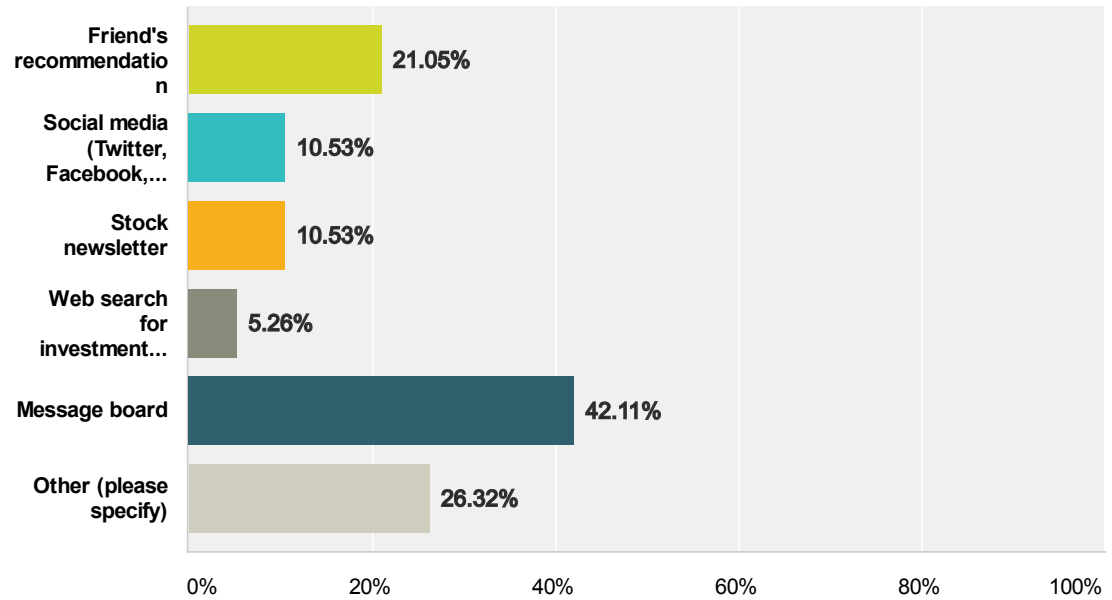
Total 19

Answer Choices	Responses
Showing 5 responses	
6,000,400	3/11/2013 12:29 AM View respondent's answers
8000000	3/11/2013 12:22 AM View respondent's answers
12,000,000	3/10/2013 11:27 PM View respondent's answers
11,000,000 and adding	3/10/2013 10:26 PM View respondent's answers
11,000,000	3/10/2013 8:55 PM View respondent's answers
Total	19

Q4 Chart Type ▾ Display Options ▾

How did you first hear about PNCH?

Answered: 19 Skipped: 0



Answer Choices	Responses	Count
Friend's recommendation	21.05%	4
Social media (Twitter, Facebook, etc.)	10.53%	2
Stock newsletter	10.53%	2
Web search for investment ideas	5.26%	1
Message board	42.11%	8
Other (please specify) Hide	26.32%	5

Responses (5)

PRO FEATURE
 Use text analysis to search and categorize responses; see frequently-used words and phrases.

[Upgrade](#) [Learn more »](#)

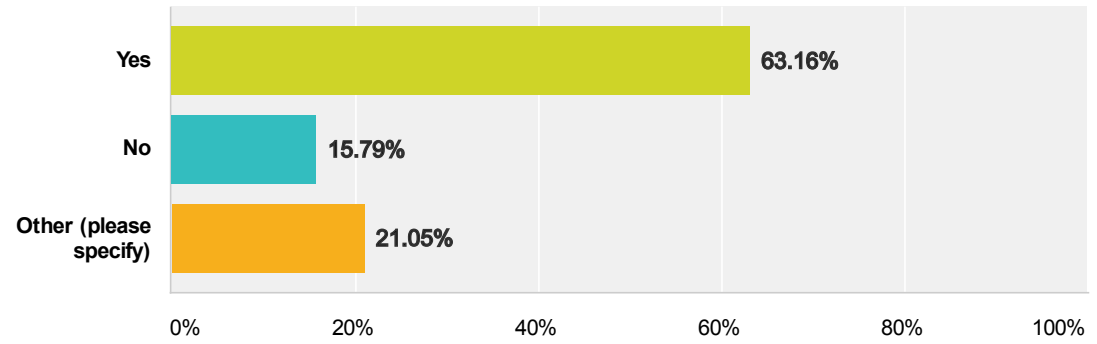
Total Respondents: 19

Answer Choices	Responses
Showing 5 responses	
Investors Hangout 3/10/2013 11:43 PM	View respondent's answers
A relative 3/10/2013 10:26 PM	View respondent's answers
Read posts from Perchy on another board 3/10/2013 10:02 PM	View respondent's answers
Scanner went of one day 3/10/2013 8:28 PM	View respondent's answers
e-mail 3/10/2013 3:10 PM	View respondent's answers
Total Respondents: 19	

Q5 Chart Type ▾ Display Options ▾

**Do you think you may increase or decrease
you share ownership in the next 30 days?**

Answered: 19 Skipped: 0



Answer Choices	Responses
Yes	63.16% 12
No	15.79% 3
Other (please specify) Hide	21.05% 4

Responses (4)

PRO FEATURE

Use text analysis to search and categorize responses; see frequently-used words and phrases.

[Upgrade](#)

[Learn more »](#)

Showing 4 responses

increase

3/10/2013 11:27 PM

[View respondent's answers](#)

Increase

3/10/2013 10:26 PM

[View respondent's answers](#)

hold

3/10/2013 10:02 PM

[View respondent's answers](#)

Increase

3/10/2013 9:10 PM

[View respondent's answers](#)

Total	19
-------	----

Answer Choices	Responses
Total	19

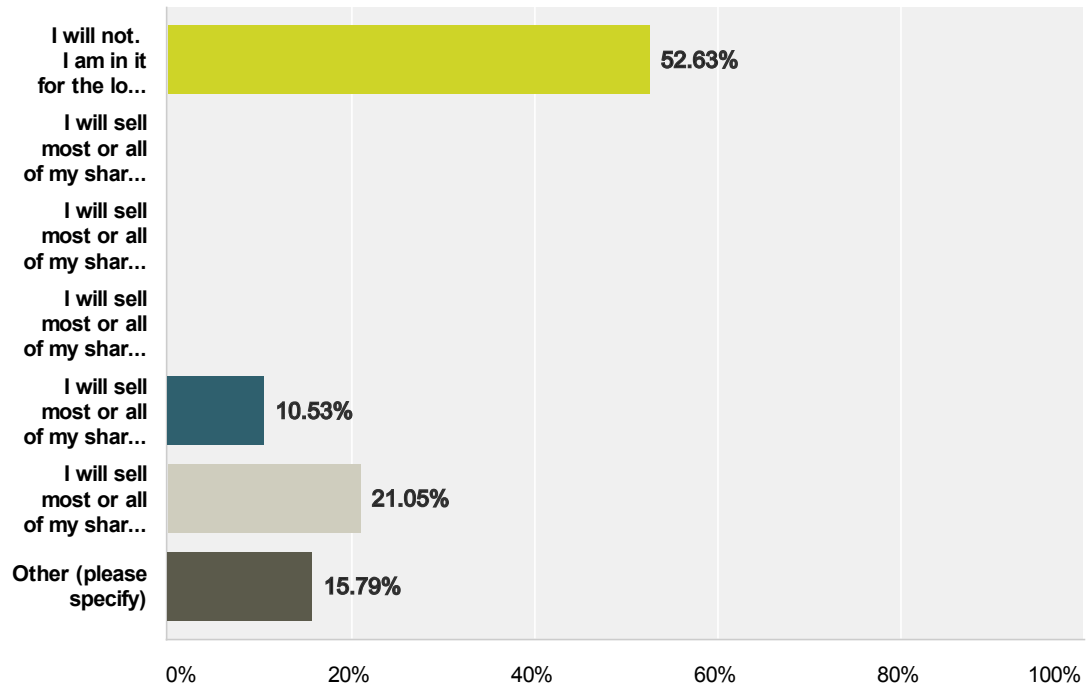
Q6

Chart Type ▾

Display Options ▾

**If the PPS of PNCH maintains an up-trend,
at what PPS will you exit the stock?**

Answered: 19 Skipped: 0



Answer Choices	Responses
I will not. I am in it for the long haul.	52.63% 10
I will sell most or all of my shares once I reach break-even of my purchase price.	0% 0
I will sell most or all of my shares if PPS reaches .01	0% 0
I will sell most or all of my shares if PPS reaches .05	0% 0
I will sell most or all of my shares if PPS reaches .10	10.53% 2
I will sell most or all of my shares if PPS reaches .25	21.05% 4
Other (please specify) Hide	15.79% 3

Responses (3)

PRO FEATURE

Use text analysis to search and categorize responses; see frequently-used words and phrases.

Total

19

Answer Choices	Responses		
<div style="background-color: #fff9c4; padding: 5px; display: flex; align-items: center;"> Upgrade Learn more » </div>			
<p>Showing 3 responses</p>			
<p>1.00 or higher 3/10/2013 9:52 PM View respondent's answers</p>			
<p>I will sell some on the way up like most stock buyers, then play the dips 3/10/2013 8:28 PM View respondent's answers</p>			
<p>varies on news , price, outlook for future 3/10/2013 3:10 PM View respondent's answers</p>			
<table border="1" style="width: 100%; border-collapse: collapse;"> <tr> <td style="width: 80%; padding: 5px;">Total</td> <td style="width: 20%; padding: 5px; text-align: right;">19</td> </tr> </table>		Total	19
Total	19		

Q7

What do you think the company could improve on regarding increasing shareholder value?

Answered: 12 Skipped: 7

🗨️ Responses (12)

PRO FEATURE
✕

Use text analysis to search and categorize responses; see frequently-used words and phrases.

[Upgrade](#)

[Learn more »](#)

Showing 12 responses

I think create more noise or public attention

3/11/2013 12:29 AM

[View respondent's answers](#)

Get out of the pink sheet

3/10/2013 11:27 PM

[View respondent's answers](#)

Showing ad revenue. It will come in time.

3/10/2013 10:51 PM

[View respondent's answers](#)

Not sure.

3/10/2013 10:26 PM

[View respondent's answers](#)

More station's

3/10/2013 9:52 PM

[View respondent's answers](#)

Buy back stocks and reduce the AS

3/10/2013 9:46 PM

[View respondent's answers](#)

Coming through with what is promised

3/10/2013 8:57 PM

[View respondent's answers](#)

Q8

What concerns you the most regarding the company overall and shareholder value?

Answered: 14 Skipped: 5

[Responses \(14\)](#)

PRO FEATURE

Use text analysis to search and categorize responses; see frequently-used words and phrases.

[Upgrade](#)

[Learn more »](#)

Showing 14 responses

About the shares structure3/11/2013 12:29 AM [View respondent's answers](#)**Negativity on IHub**3/10/2013 11:43 PM [View respondent's answers](#)**Hoping for the right merger or partnership**3/10/2013 11:27 PM [View respondent's answers](#)**Not a whole lot.**3/10/2013 10:51 PM [View respondent's answers](#)**If dilution should happen.**3/10/2013 10:26 PM [View respondent's answers](#)**Dilution**3/10/2013 10:02 PM [View respondent's answers](#)**R/S**3/10/2013 9:52 PM [View respondent's answers](#)

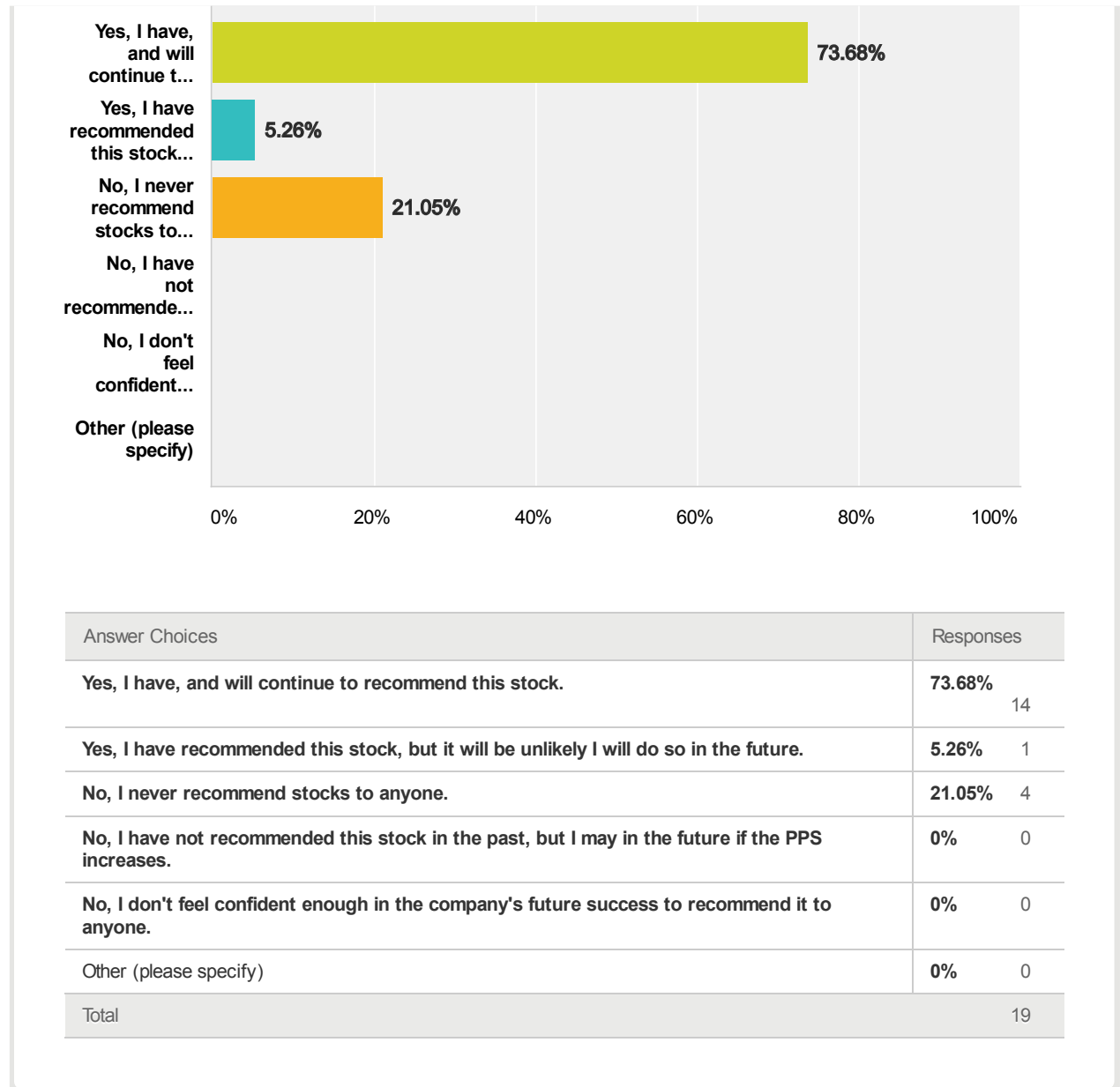
Q9

Chart Type ▼

Display Options ▼

**Have you, or will you, recommend this stock
to other investors?**

Answered: 19 Skipped: 0



Q10

Please enter today's date:

Answered: 19 Skipped: 0

Answer Choices	Responses
Today's date Expand	100% 19
Total Respondents: 19	

Follow Us: [Facebook](#) • [Twitter](#) • [LinkedIn](#) • [Our Blog](#) • [Google+](#) • [YouTube](#)

Help: [FAQs & Tutorials](#) • [Contact Support](#)

About Us: [Management Team](#) • [Board of Directors](#) • [Partners](#) • [Newsroom](#) • [Contact Us](#) • [Jobs](#) • [Sitemap](#)

Policies: [Terms of Use](#) • [Privacy Policy](#) • [Anti-Spam Policy](#) • [Security Statement](#) • [Email Opt-Out](#)

Dansk • Deutsch • English • Español • Français • 한국어 • Italiano • Nederlands • 日本語 • Norsk • Português • Русский • Suomi • Svenska • 中文(繁體)

Copyright © 1999-2012 SurveyMonkey

